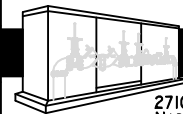


JOB: ----



SAFE-T-COVER

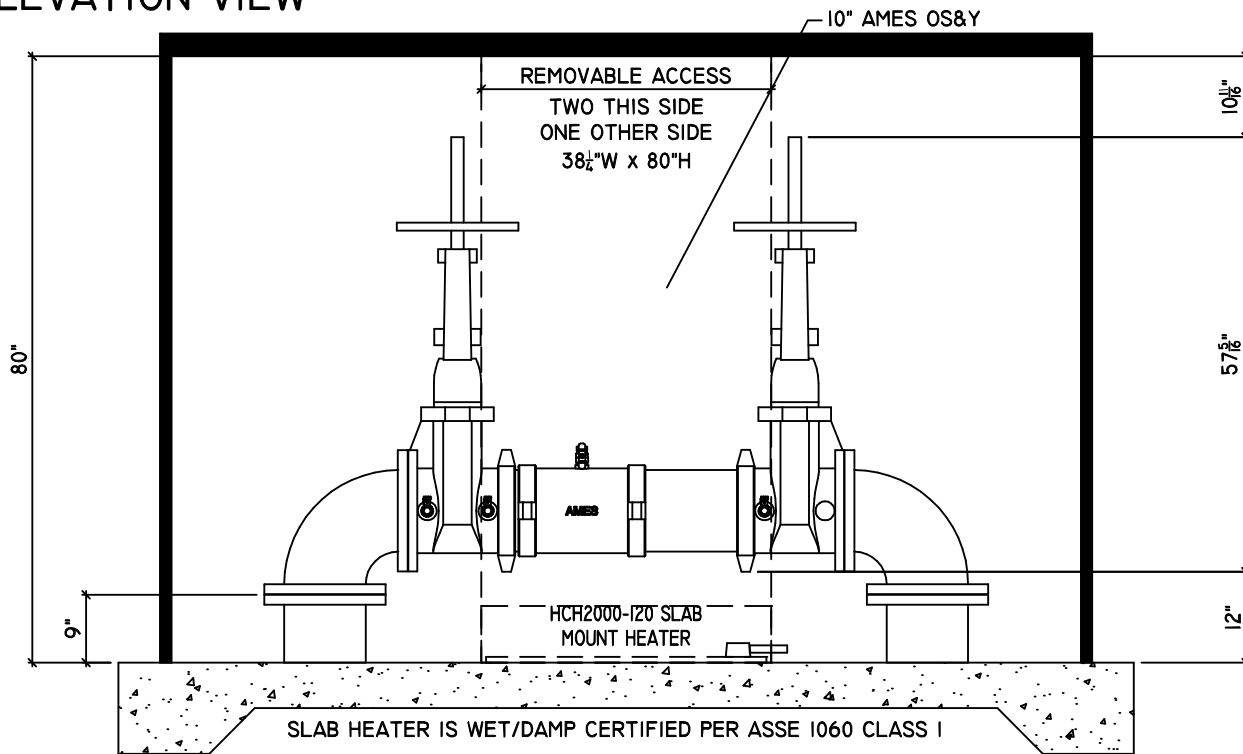
2710 LANDERS AVE
NASHVILLE, TN 37211
PH: (800) 645 6333

DRAWN BY: PP

SCALE: NONE

DATE: 6/26/13

ELEVATION VIEW



10AMC200-OSY12.DWG

SHEET 1 OF 1

6. MODEL 800T-AL ENCLOSURE

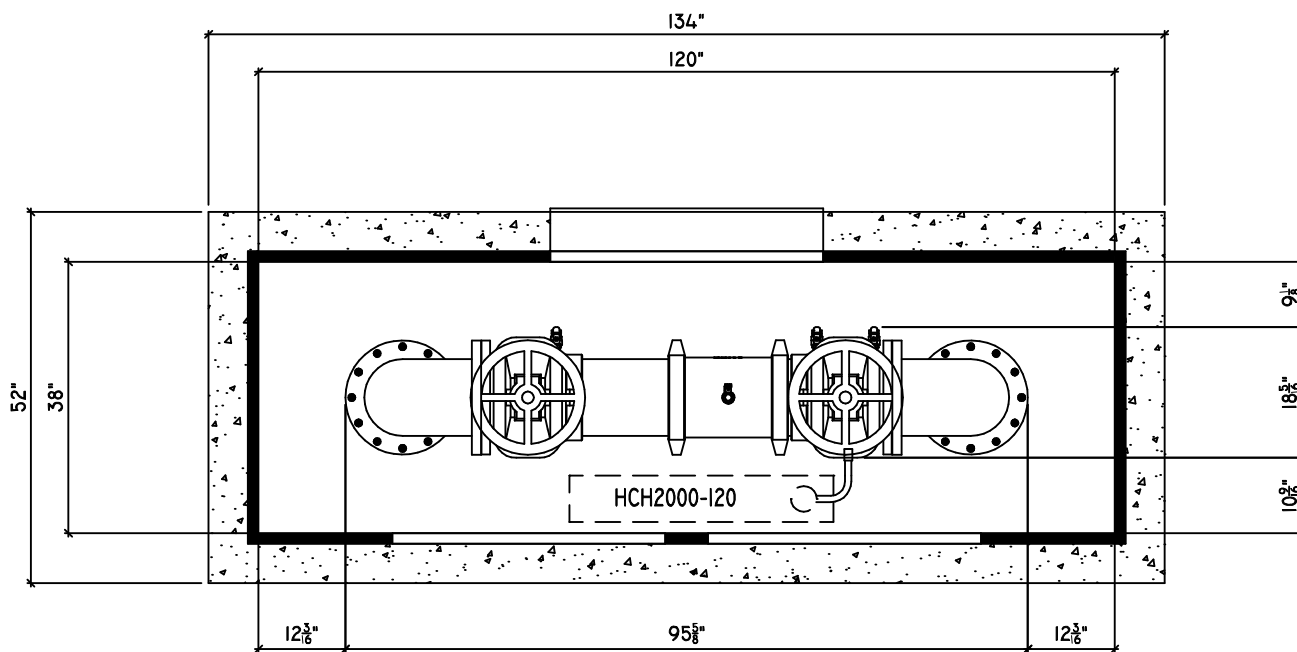
7. ENCLOSURE INSIDE DIMENSIONS:

38"W X 120"L X 80"H

8. CONCRETE PAD IS 52"W X 134"L

9. BFP - 10" AMES C200 OS&Y

PLAN VIEW



1. DRAWING NOT TO SCALE.

2. BFP DIMENSIONS FURNISHED BY

3. ALL DIMENSIONS ARE IN INCHES. (GASKETS INCLUDED)

4. WALL AND INSULATION THICKNESS IS 1-1/2".

5. ROOF AND INSULATION THICKNESS IS 3".