

HOW TO DESIGN AND BUY A PUMP ENCLOSURE

First time buying a pump cover?
This checklist will help you make sure you
get exactly what you need.



SAFE-T-COVER®
BY HYDROCOWL

CONTENTS

Determine the Protection You Need	3
Measure Equipment and Size the Enclosure	3
Consider Ongoing Maintenance and Equipment Needs	4
Think About the Extras	5
Collaborate on the Design With Manufacturer	5
Issue the Purchase Order	5

PROTECTION - CHECK ALL THAT APPLY

- ☐ Protection from freezing
- ☐ Protection from high winds or snow loads
- ☐ Protection from thieves and vandals
- ☐ Protection for high inside temperatures if the equipment generates heat
- ☐ Protection for external equipment from sound, heat, or water generated by internal equipment

SIZING - WRITE DOWN YOUR NEEDS

- ☐ Width, Length, and Height of the equipment
- ☐ Room inside the enclosure for maintenance and repairs
- ☐ Other clearances – jot them down in the space below

ONGOING EQUIPMENT CONSIDERATIONS — CHECK ALL THAT APPLY, TAKE NOTES

- ☐ Number and location of access panels for routine maintenance, repairs, and replacements
- ☐ Ability to cut or alter enclosure for penetrations after assembly
- ☐ Number and location of removable or hinged doors
- ☐ Hinged or removable roof for routine equipment maintenance, repairs, or replacements

EXTRAS - CHECK ALL THAT APPLY

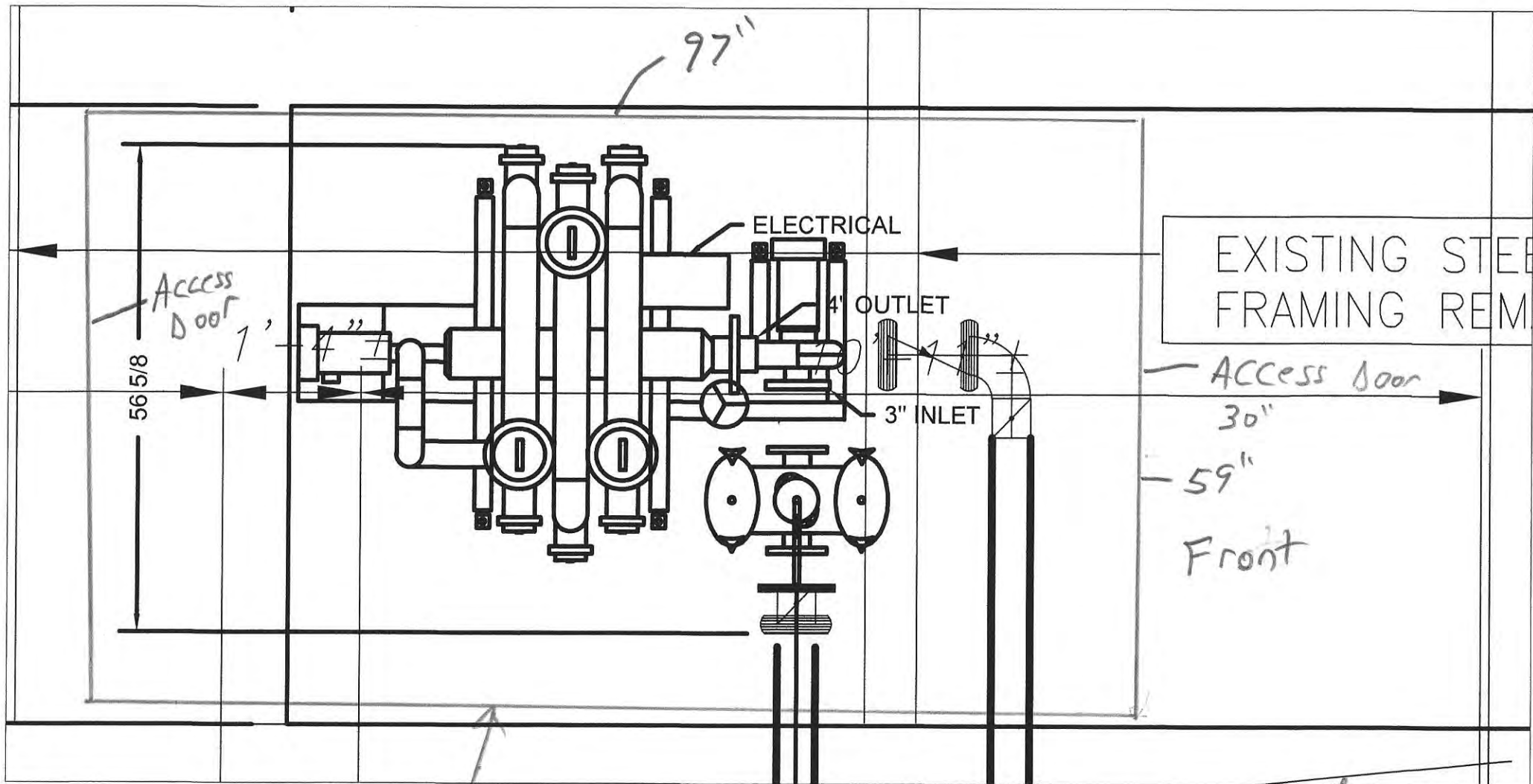
- ☐ Windows
- ☐ Fans, vents, louvers - for heat generating equipment especially
- ☐ Piping penetrations
- ☐ Skid mounting
- ☐ Alarms and monitoring equipment
- ☐ Color
- ☐ Lighting
- ☐ Voltage available for electrical requests 120V or 240V

COLLABORATE - CHECK OFF AS YOU COMPLETE

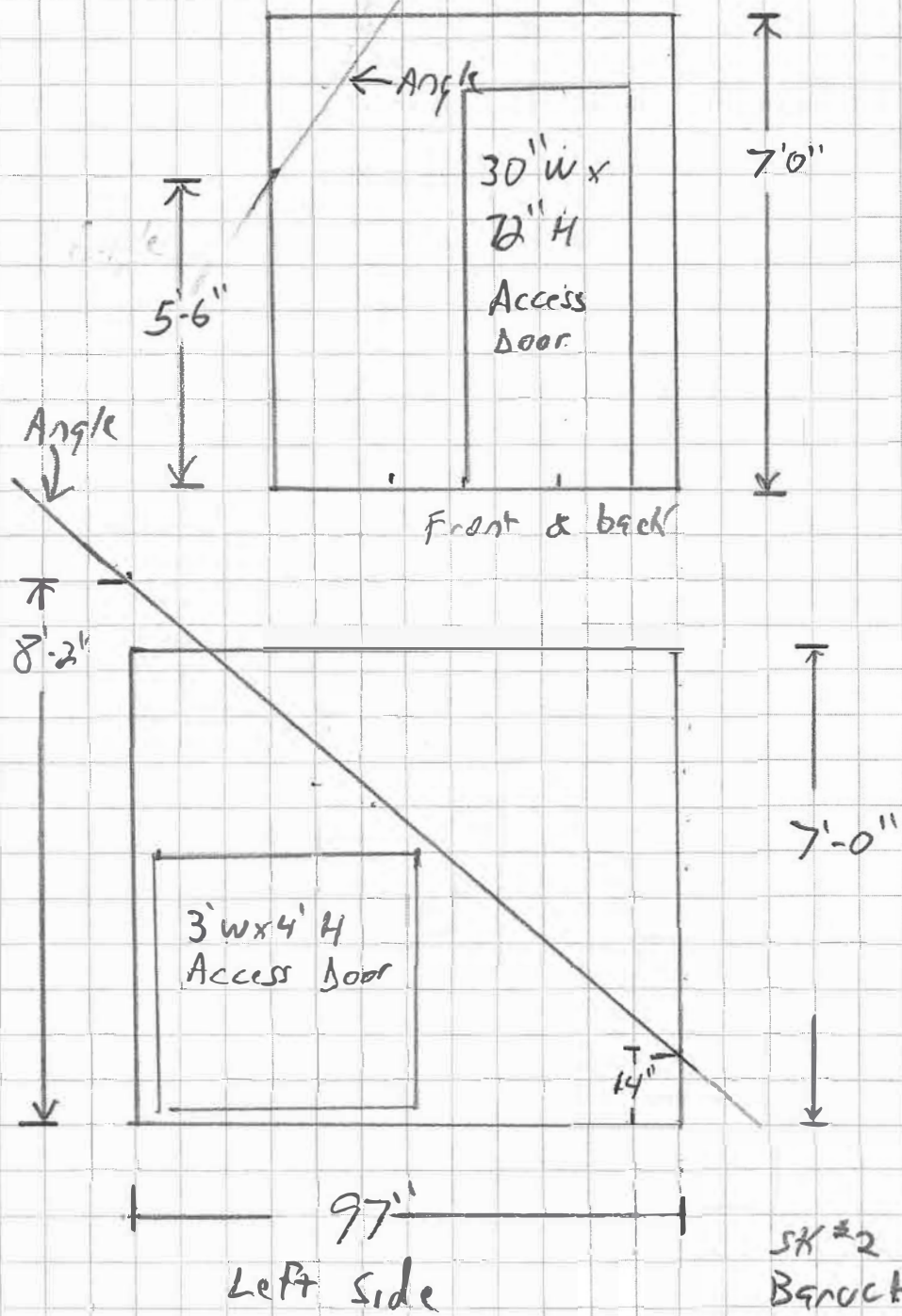
- ☐ Use this checklist to make note of all your design features or to create a sketch of the design, see the drawings on the next pages for an example
- ☐ Contact your manufacturer with your needs and determine any additional needs based on geographic location of enclosure and other details
- ☐ Ask for a PDF or CAD drawing of your design
- ☐ Get an estimate of the cost and timeframe for manufacturing and delivering the enclosure

MAKE YOUR ORDER - CHECK OFF AS YOU COMPLETE

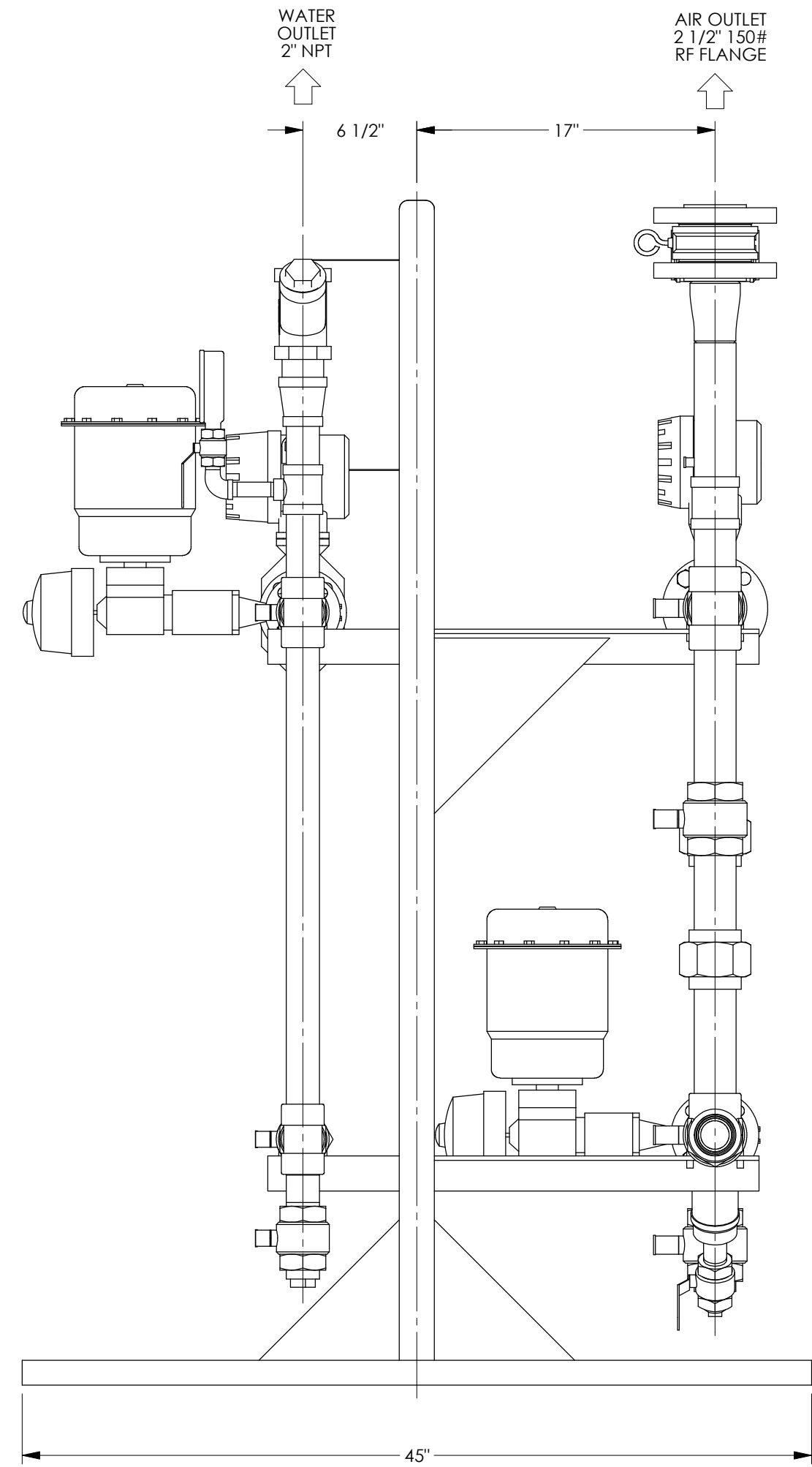
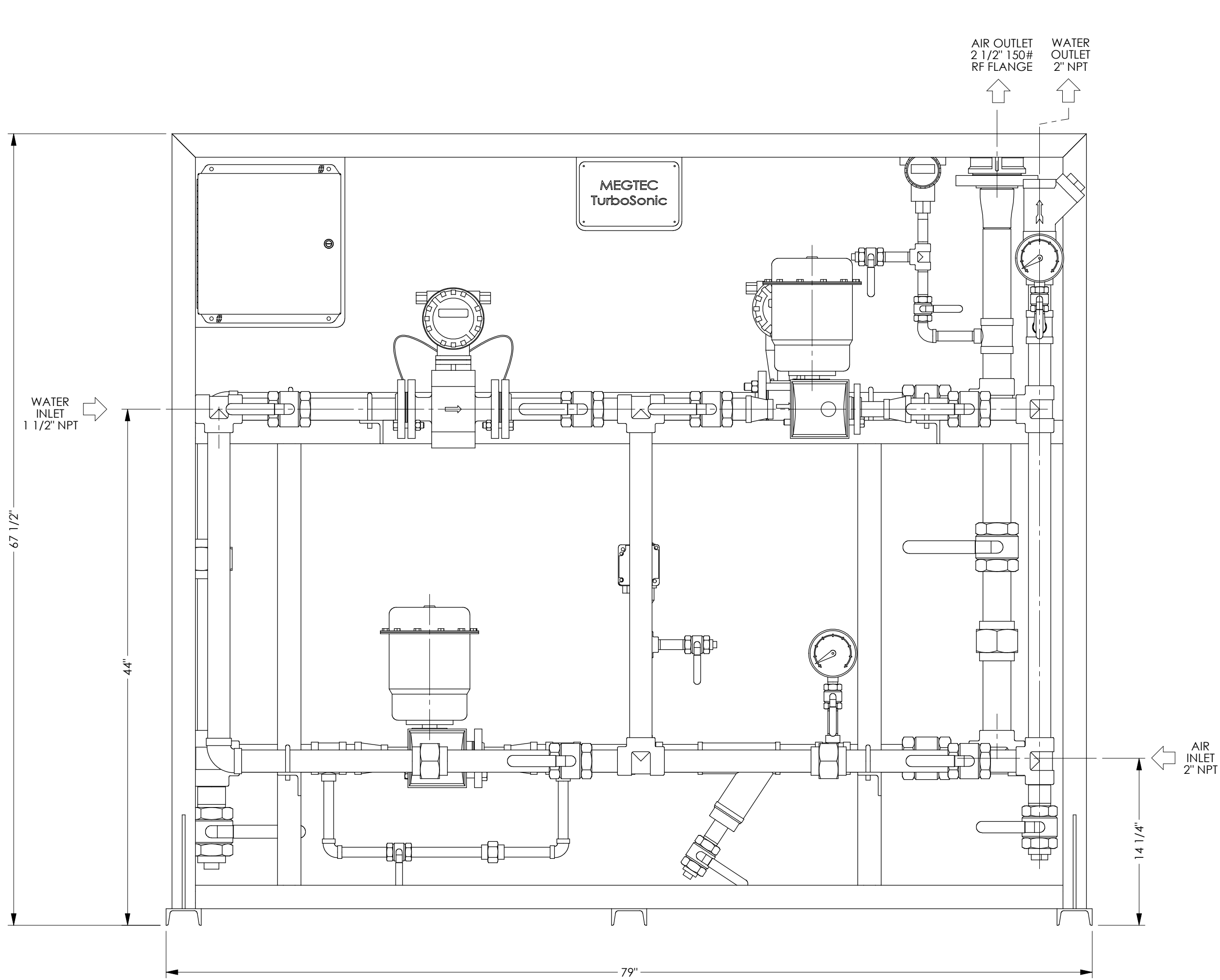
- ☐ List the model number of the enclosure
- ☐ List the inside dimensions
- ☐ List the extras - windows, color, heat, etc.
- ☐ Provide the shipping address
- ☐ Approve the final enclosure drawing noting location of your features
- ☐ Send the purchase order to plumbing or water works distributor



SK#1
Baruch
CT Sweeper
JM CDE
10/13/17 NTS



SK #2
 Branch
 CT. Sweeper
 Jim CDE
 10/13/17
 3/8" - 1'-0"



Safe-T-Cover
www.safe-t-cover.com
2710 Landers Ave
Nashville, TN 37211
1-800-245-6333



SAFE-T-COVER®
BY HYDROCOWL