

ENCLOSURE MODEL: 100SNT-AL

WWW.SAFE-T-COVER.COM

JOB: ----



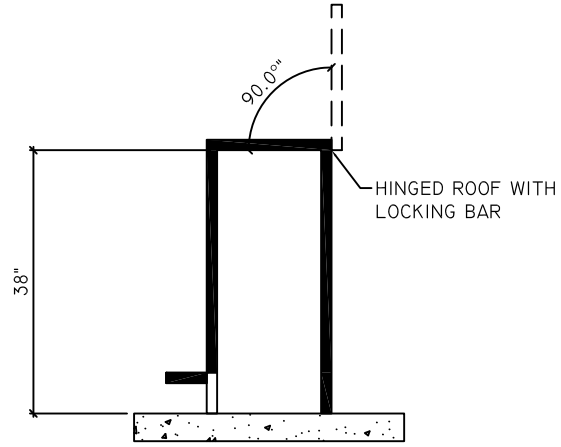
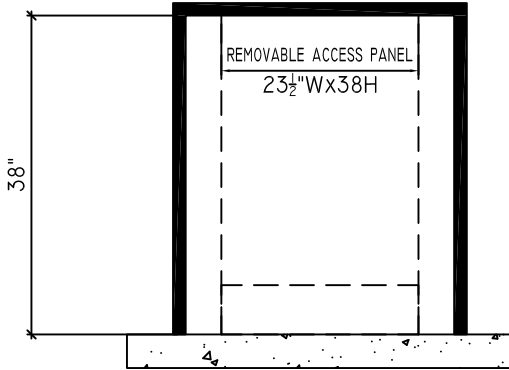
2710 LANDERS AVE
NASHVILLE, TN 37211
PH: (800) 645 6333

DRAWN BY: MLM

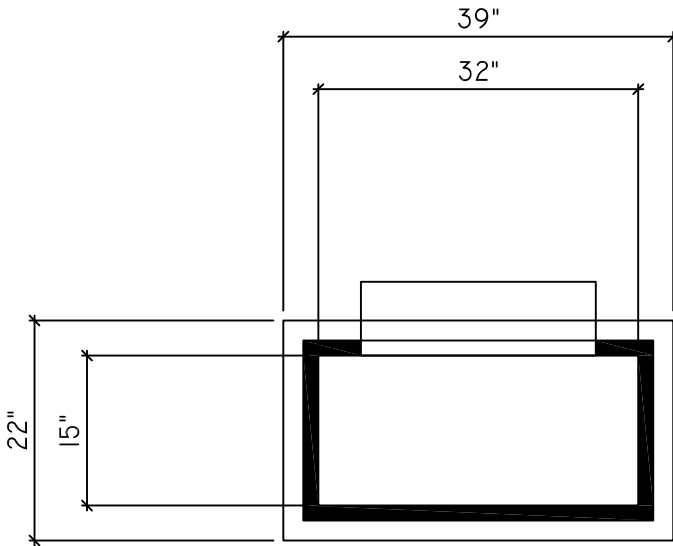
SCALE: NONE

DATE: 12/30/09

ELEVATION VIEW



PLAN VIEW



100SNT.DWG

SHEET 1 OF 1

6. MODEL 100SNT-AL ENCLOSURE

7. ENCLOSURE INSIDE DIMENSIONS:

15"W X 32"L X 38"H

8. CONCRETE PAD IS 22"W X 39"L

9. BFP

1. DRAWING NOT TO SCALE.

2. BFP DIMENSIONS FURNISHED BY

3. ALL DIMENSIONS ARE IN INCHES.

4. WALL AND INSULATION THICKNESS IS 1-1/2".

5. ROOF AND INSULATION THICKNESS IS 1 1/2".

CONFIDENTIAL: THIS DRAWING IS INTENDED FOR USE ONLY BY THOSE AUTHORIZED TO RECEIVE IT. DISSEMINATION, DISTRIBUTION OR COPY OF THIS INFORMATION IS STRICTLY PROHIBITED. US PATENT 5,609,784